

WASHGUARD® Gear Reducers Designed For Washdown Duty

WASHGUARD® REDUCER FEATURES

LEESON washdown reducers are designed and built to withstand the rigors of high pressure washdowns in food service and other wet or humid conditions. They combine the **standard IRONMAN™ features noted on pages 104-105**, with added WASHGUARD® features assuring trouble-free operation. Use these with LEESON WASHGUARD® “Duck” motors for a gearmotor with truly unmatched ability to thrive under conditions that quickly destroy most motors and gear reducers.

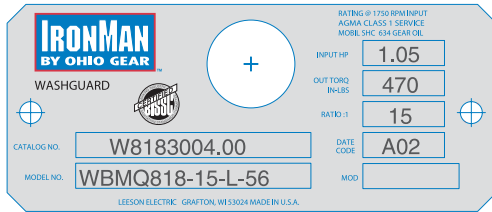
BISSC Certified –
Bakery Industry Sanitation
Standards Committee



O-ring on input flange provides a positive seal against moisture intrusion.

Flat-finished mounting surface on cast-iron input flange surface has no recessed areas where residue or moisture could be retained.


Stainless Steel nameplate, riveted to frame and adhesive backed to eliminate particle entrapment.



O-ring seals on input and output covers eliminate gaskets, sealants and leaks.

WASHGUARD® Stock Modified Units
Contact LEESON for WASHGUARD® mounting accessories and modification information.

WASHGUARD® Motors and GEAR+MOTOR™
See page 26 for a complete selection of WASHGUARD® motors. Contact LEESON for WASHGUARD® GEAR+MOTORS.™




Square-head stainless steel pipe plugs eliminate entrapment areas on housing.

Fine-grain cast iron housing is naturally resistant to contaminants, provides excellent surface for coating adherence.



Vent free design The ENVIRO-SEAL is standard in all stock LEESON WASHGUARD® reducers to create a “Sealed For Life” design. There is no need to install a vent.



WASHGUARD®



OHIO GEAR™

Plugs are factory-inserted into all mounting holes to seal open areas from particle entrapment. User removes plugs only in those holes used for application mounting.



White, food-grade epoxy finish provides superior durability in wet environments and resists caustic cleaning solutions.

Food-grade synthetic lubricant, Mobil SHC634, meets USDA Class H2 standards while providing superior mechanical/thermal performance and long lube life.

Viton double-lip seals are up to five times more durable than nitrile seals and provide added resistance to chemicals common in washdown applications.

Stainless steel solid output shaft is corrosion resistant for long life and ease. Hollow output shafts are available in stainless steel. Contact LEESON for availability.

Patented Forsheda V-ring on output shaft provides extra protection from high-pressure water spray and other contaminants in the most vulnerable area.

Stainless steel assembly hardware resists corrosion from moisture and chemicals.



PROTECTED WITH RUST-OLEUM® COATINGS



White Duck



WASHGUARD®

Combine WASHGUARD® white epoxy gear reducers and WASHGUARD® white epoxy motors. (see pages 128-131 for selections)

Enhanced performance in wet, humid areas.



Super Duck



WASHGUARD II® with STAINLESS FRAME MOTOR

Combine WASHGUARD® white epoxy gear reducers and paint-free exterior motors with stainless frames. (see pages 128-131 for selections)

Superior, extended life in severe environments.



PREMIUM STAINLESS STEEL DUCK



PREMIUM WASHGUARD® ALL-STAINLESS

Combine all-stainless reducers and motors to create a package suitable for nearly any severe duty application. (see pages 132-135 for selections)

Maximum service in critically clean or corrosive environments.

Additional WASHGUARD® Product Available

- Hollow output shafts (standard & stainless steel)
- Double reductions
- 842-860 sizes available





WASHGUARD® SINGLE REDUCTION QUICK SELECTIONS



OHIO GEAR™



Style WBMQ - Quill Input Left Hand Output Shaft 1750 RPM Input

This Quick Selection is only for style WBMQ, left hand output reducers. For other reducer configurations, see the Maximum Rating Tables beginning on page 110.

1/2 HP Gear Reducer Quick Selections									
Output Speed (RPM)	Service Factor ▲	Output Torque (lb-in)	Overhung Load ■ (lbs.)	Ratio	Reducer Weight ◆ (lbs.)	Motor Frame	Model Number	Reducer Only Catalog Number	List Price
350	2.12	81	400	5	16	56C	WBMQ813-05-L-56	W8133001	\$ 448
233	1.54	112	400	7.5	16	56C	WBMQ813-7.5-L-56	W8133002	448
175	1.45	151	400	10	16	56C	WBMQ813-10-L-56	W8133003	448
175	2.05	153	500	10	19	56C	WBMQ815-10-L-56	W8153003	486
117	1.13	215	400	15	16	56C	WBMQ813-15-L-56	W8133004	448
117	1.55	215	500	15	19	56C	WBMQ815-15-L-56	W8153004	486
117	2.10	224	475	15	22	56C	WBMQ818-15-L-56	W8183004	493
88	1.29	271	500	20	19	56C	WBMQ815-20-L-56	W8153005	486
88	1.66	289	475	20	22	56C	WBMQ818-20-L-56	W8183005	493
88	2.52	295	475	20	26	56C	WBMQ821-20-L-56	W8213005	584
70	1.09	324	500	25	19	56C	WBMQ815-25-L-56	W8153006	486
70	1.34	357	475	25	22	56C	WBMQ818-25-L-56	W8183006	493
70	2.02	364	475	25	26	56C	WBMQ821-25-L-56	W8213006	584
58	1.22	398	475	30	22	56C	WBMQ818-30-L-56	W8183007	493
58	1.80	417	475	30	26	56C	WBMQ821-30-L-56	W8213007	584
58	2.65	420	1100	30	32	56C	WBMQ824-30-L-56	W8243007	683
44	1.45	512	475	40	26	56C	WBMQ821-40-L-56	W8213008	584
44	2.12	520	1100	40	32	56C	WBMQ824-40-L-56	W8243008	683
35	1.14	630	475	50	26	56C	WBMQ821-50-L-56	W8213009	584
35	1.72	619	1100	50	32	56C	WBMQ824-50-L-56	W8243009	683
35	2.25	630	1025	50	52	56C	WBMQ826-50-L-56	W8263009	779
29	0.98	687	475	60	26	56C	WBMQ821-60-L-56	W8213010	584
29	1.43	706	1100	60	32	56C	WBMQ824-60-L-56	W8243010	683
29	1.90	707	1025	60	52	56C	WBMQ826-60-L-56	W8263010	779
29	2.62	757	1500	60	61	56C	WBMQ830-60-L-56	W8303010	1018
22	1.20	913	1025	80	52	56C	WBMQ826-80-L-56	W8263011	779
22	1.80	936	1500	80	61	56C	WBMQ830-80-L-56	W8303011	1018
22	2.10	933	1450	80	69	56C	WBMQ832-80-L-56	W8323011	1085
18	1.24	1066	1500	100	61	56C	WBMQ830-100-L-56	W8303012	1018
18	1.45	1068	1450	100	69	56C	WBMQ832-100-L-56	W8323012	1085

- ▲ Service factor is based on maximum torque rating of reducer. Refer to page 203 for special application considerations.
- Output shaft overhung load rating is based on load applied one shaft diameter from face of reducer housing.
- ◆ Weight includes oil.

WASHGUARD®



**Style WBMQ - Quill Input
Left Hand Output Shaft
1750 RPM Input**

This Quick Selection is only for style WBMQ, left hand output reducers. For other reducer configurations, see the Maximum Rating Tables beginning on page 110.

3/4 HP Gear Reducer Quick Selections									
Output Speed (RPM)	Service Factor ▲	Output Torque (lb-in)	Overhung Load (lbs.) ■	Ratio	Reducer Weight (lbs.) ◆	Motor Frame	Model Number	Reducer Only Catalog Number	List Price
350	1.41	122	400	5	16	56C	WBMQ813-5-L-56	W8133001	\$ 448
350	2.16	122	400	5	19	56C	WBMQ815-5-L-56	W8153001	486
233	1.03	168	400	7.5	16	56C	WBMQ813-7.5-L-56	W8133002	448
233	1.64	179	500	7.5	19	56C	WBMQ815-7.5-L-56	W8153002	486
233	2.22	182	475	7.5	22	56C	WBMQ818-7.5-L-56	W8183002	493
175	1.36	230	500	10	19	56C	WBMQ815-10-L-56	W8153003	486
175	1.85	236	475	10	22	56C	WBMQ818-10-L-56	W8183003	493
175	2.81	239	475	10	26	56C	WBMQ821-10-L-56	W8213003	584
117	1.03	323	500	15	26	56C	WBMQ815-15-L-56	W8153004	486
117	1.40	336	475	15	22	56C	WBMQ818-15-L-56	W8183004	493
117	2.11	344	475	15	26	56C	WBMQ821-15-L-56	W8213004	584
88	1.11	434	475	20	22	56C	WBMQ818-20-L-56	W8183005	493
88	1.68	442	475	20	26	56C	WBMQ821-20-L-56	W8213005	584
88	2.48	444	824	20	32	56C	WBMQ824-20-L-56	W8243005	683
70	1.35	546	475	25	26	56C	WBMQ821-25-L-56	W8213006	584
70	2.07	525	1100	25	32	56C	WBMQ824-25-L-56	W8243006	683
58	1.20	626	475	30	26	56C	WBMQ821-30-L-56	W8213007	584
58	1.77	629	1100	30	32	56C	WBMQ824-30-L-56	W8243007	683
58	2.36	628	1025	30	52	56C	WBMQ826-30-L-56	W8263007	779
44	1.41	780	1100	40	32	56C	WBMQ824-40-L-56	W8243008	683
44	1.87	784	1025	40	52	56C	WBMQ826-40-L-56	W8263008	779
44	2.75	781	1500	40	61	56C	WBMQ830-40-L-56	W8303008	1018
35	1.15	928	1100	50	32	56C	WBMQ824-50-L-56	W8243009	683
35	1.50	945	1025	50	52	56C	WBMQ826-50-L-56	W8263009	779
35	2.11	986	1500	50	61	56C	WBMQ830-50-L-56	W8303009	1018
29	1.27	1060	1025	60	52	56C	WBMQ826-60-L-56	W8263010	779
29	1.74	1135	1500	60	61	56C	WBMQ830-60-L-56	W8303010	1018
29	2.08	1169	1450	60	69	56C	WBMQ832-60-L-56	W8323010	1085
22	1.20	1404	1500	80	61	56C	WBMQ830-80-L-56	W8303011	1018
22	1.40	1399	1450	80	69	56C	WBMQ832-80-L-56	W8323011	1085

- ▲ Service factor is based on maximum torque rating of reducer. Refer to page 203 for special application considerations.
- Output shaft overhung load rating is based on load applied one shaft diameter from face of reducer housing.
- ◆ Weight includes oil.

MAX RATINGS QUICK REFERENCE

813Page 110	824Page 118
815Page 112	826Page 120
818Page 114	830Page 122
821Page 116	832Page 124

WASHGUARD®



WASHGUARD® SINGLE REDUCTION QUICK SELECTIONS



OHIO GEAR™



Style WBMQ - Quill Input Left Hand Output Shaft 1750 RPM Input

This Quick Selection is only for style WBMQ, left hand output reducers. For other reducer configurations, see the Maximum Rating Tables beginning on page 110.

1 HP Gear Reducer Quick Selections									
Output Speed (RPM)	Service Factor ▲	Output Torque (lb-in)	Overhung Load ■ (lbs.)	Ratio	Reducer Weight ◆ (lbs.)	Motor Frame	Model Number	Reducer Only Catalog Number	List Price
350	1.06	162	400	5	16	56C	WBMQ813-5-L-56	W8133001	\$ 448
350	1.61	163	500	5	19	56C	WBMQ815-5-L-56	W8153001	486
350	2.52	166	475	5	26	56C	WBMQ821-5-L-56	W8213001	584
233	1.24	238	500	7.5	19	56C	WBMQ815-7.5-L-56	W8153002	486
233	1.67	242	475	7.5	22	56C	WBMQ818-7.5-L-56	W8183002	493
233	2.48	244	475	7.5	26	56C	WBMQ821-7.5-L-56	W8213002	584
175	1.02	307	500	10	19	56C	WBMQ815-10-L-56	W8153003	486
175	1.38	315	475	10	22	56C	WBMQ818-10-L-56	W8183003	493
175	2.10	319	475	10	26	56C	WBMQ821-10-L-56	W8213003	584
117	1.05	448	475	15	22	56C	WBMQ818-15-L-56	W8183004	493
117	1.58	459	475	15	26	56C	WBMQ821-15-L-56	W8213004	584
117	2.34	460	1100	15	32	56C	WBMQ824-15-L-56	W8243004	683
88	1.26	590	475	20	26	56C	WBMQ821-20-L-56	W8213005	584
88	1.86	592	1100	20	32	56C	WBMQ824-20-L-56	W8243005	683
88	2.43	602	1025	20	52	56C	WBMQ826-20-L-56	W8263005	779
70	1.01	728	475	25	26	56C	WBMQ821-25-L-56	W8213006	584
70	1.56	699	1100	25	32	56C	WBMQ824-25-L-56	W8243006	683
58	1.33	839	1100	30	32	56C	WBMQ824-30-L-56	W8243007	683
58	1.77	837	1025	30	52	56C	WBMQ826-30-L-56	W8263007	779
58	2.47	878	1500	30	61	56C	WBMQ830-30-L-56	W8303007	1018
44	1.06	1040	1100	40	32	56C	WBMQ824-40-L-56	W8243008	683
44	1.40	1045	1025	40	52	56C	WBMQ826-40-L-56	W8263008	779
44	2.06	1042	1500	40	61	56C	WBMQ826-40-L-56	W8303008	1018
35	1.12	1260	1025	50	52	56C	WBMQ826-50-L-56	W8263009	779
35	1.59	1315	1500	50	61	56C	WBMQ830-50-L-56	W8303009	1018
35	1.91	1347	1450	50	69	56C	WBMQ832-50-L-56	W8323009	1085
29	1.31	1513	1500	60	61	56C	WBMQ830-60-L-56	W8303010	1018
29	1.56	1558	1450	60	69	56C	WBMQ832-60-L-56	W8323010	1085
22	1.05	1865	1450	80	69	56C	WBMQ832-80-L-56	W8323011	1085

- ▲ Service factor is based on maximum torque rating of reducer. Refer to page 203 for special application considerations.
- Output shaft overhung load rating is based on load applied one shaft diameter from face of reducer housing.
- ◆ Weight includes oil.

WASHGUARD®



**Style WBMQ - Quill Input
Left Hand Output Shaft
1750 RPM Input**

This Quick Selection is only for style WBMQ, left hand output reducers. For other reducer configurations, see the Maximum Rating Tables beginning on page 110.

1-1/2 HP Gear Reducer Quick Selections									
Output Speed (RPM)	Service Factor ▲	Output Torque (lb-in)	Overhung Load (lbs.) ■	Ratio	Reducer Weight (lbs.) ◆	Motor Frame	Model Number	Reducer Only Catalog Number	List Price
350	1.07	245	500	5	19	56C	WBMQ815-5-L-56	W8153001	\$ 486
350	1.67	250	475	5	26	56C	WBMQ821-5-L-56	W8213001	584
350	2.59	252	1100	5	32	56C	WBMQ824-5-L-56	W8243001	683
233	1.11	363	475	7.5	22	56C	WBMQ818-7.5-L-56	W8183002	493
233	1.65	366	475	7.5	26	56C	WBMQ821-7.5-L-56	W8213002	584
233	2.31	374	1100	7.5	32	56C	WBMQ824-7.5-L-56	W8243002	683
175	1.40	478	475	10	26	56C	WBMQ821-10-L-56	W8213003	584
175	2.08	476	1100	10	32	56C	WBMQ824-10-L-56	W8243003	683
117	1.05	688	475	15	26	56C	WBMQ821-15-L-56	W8213004	584
117	1.56	691	1100	15	32	56C	WBMQ824-15-L-56	W8243004	683
117	2.03	703	1025	15	52	56C	WBMQ826-15-L-56	W8263004	779
88	1.24	887	1100	20	32	56C	WBMQ824-20-L-56	W8243005	683
88	1.62	902	1025	20	52	56C	WBMQ826-20-L-56	W8263005	779
88	2.34	915	1500	20	61	56C	WBMQ830-20-L-56	W8303005	1018
70	1.04	1049	1100	25	32	56C	WBMQ824-25-L-56	W8243006	683
70	1.36	1066	1025	25	52	56C	WBMQ826-25-L-56	W8263006	779
70	2.02	1069	1500	25	61	56C	WBMQ830-25-L-56	W8303006	1018
58	1.18	1255	1025	30	52	56C	WBMQ826-30-L-56	W8263007	779
58	1.64	1318	1500	30	61	56C	WBMQ830-30-L-56	W8303007	1018
58	2.05	1260	1450	30	69	56C	WBMQ832-30-L-56	W8323007	1085
44	1.37	1562	1500	40	61	56C	WBMQ830-40-L-56	W8303008	1018
44	1.57	1678	1450	40	69	56C	WBMQ832-40-L-56	W8323008	1085
35	1.06	1972	1500	50	61	56C	WBMQ830-50-L-56	W8303009	1018
35	1.27	2020	1450	50	69	56C	WBMQ832-50-L-56	W8323009	1085
29	1.04	2338	1450	60	69	56C	WBMQ832-60-L-56	W8323010	1085

- ▲ Service factor is based on maximum torque rating of reducer. Refer to page 203 for special application considerations.
- Output shaft overhung load rating is based on load applied one shaft diameter from face of reducer housing.
- ◆ Weight includes oil.

MAX RATINGS QUICK REFERENCE

813Page 110	824Page 118
815Page 112	826Page 120
818Page 114	830Page 122
821Page 116	832Page 124



**STAINLESS STEEL • SINGLE REDUCTION
QUICK SELECTIONS**



OHIO GEAR™

**Style SBMQ - C-Faced Quill Input
Left Hand Output Shaft
1750 RPM Input**

This Quick Selection is only for style SBMQ, left hand output reducers and Gear+Motors™. Contact LEESON for other reducer configurations.



1/2 HP Gear Reducer Quick Selections

Output Speed (RPM)	Service Factor▲	Output Torque (lb-in)	Overhung Load ■ (lbs.)	Ratio	Reducer Weight ◆ (lbs.)	Motor Frame	Model Number	Reducer Only Catalog Number	List Price
350	2.12	81	400	5	16	56C	SBMQ813-5-L-56	W8133801	\$ 919
233	1.54	112	400	7.5	16	56C	SBMQ813-7.5-L-56	W8133802	919
233	2.47	119	500	7.5	19	56C	SBMQ815-7.5-L-56	W8153802	972
175	1.45	151	400	10	16	56C	SBMQ813-10-L-56	W8133803	919
175	2.05	153	500	10	19	56C	SBMQ815-10-L-56	W8153803	972
117	1.13	215	400	15	16	56C	SBMQ813-15-L-56	W8133804	919
117	1.55	215	500	15	19	56C	SBMQ815-15-L-56	W8153804	972
117	4.68	230	1100	15	32	56C	SBMQ824-15-L-56	W8243804	1418
88	1.29	271	500	20	19	56C	SBMQ815-20-L-56	W8153805	972
88	3.72	296	1100	20	32	56C	SBMQ824-20-L-56	W8243805	1418
70	1.09	324	500	25	19	56C	SBMQ815-25-L-56	W8153806	972
70	3.11	350	1100	25	32	56C	SBMQ824-25-L-56	W8243806	1418
58	2.65	420	1100	30	32	56C	SBMQ824-30-L-56	W8243807	1418
44	2.12	520	1100	40	32	56C	SBMQ824-40-L-56	W8243808	1418
35	1.72	619	1100	50	32	56C	SBMQ824-50-L-56	W8243809	1418
35	3.82	673	1450	50	69	56C	SBMQ832-50-L-56	W8323809	2258
29	1.43	706	1100	60	32	56C	SBMQ824-60-L-56	W8243810	1418
29	3.13	779	1450	60	69	56C	SBMQ832-60-L-56	W8323810	2258
22	2.10	933	1450	80	69	56C	SBMQ832-80-L-56	W8323811	2258
18	1.45	1068	1450	100	69	56C	SBMQ832-100-L-56	W8323812	2258

3/4 HP Gear Reducer Quick Selections

350	1.41	122	400	5	16	56C	SBMQ813-5-L-56	W8133801	919
350	2.16	122	500	5	19	56C	SBMQ815-5-L-56	W8153801	972
233	1.03	168	400	7.5	16	56C	SBMQ813-7.5-L-56	W8133802	919
233	1.64	179	500	7.5	19	56C	SBMQ815-7.5-L-56	W8153802	972
175	1.36	230	500	10	19	56C	SBMQ815-10-L-56	W8153803	972
175	4.17	238	1100	10	32	56C	SBMQ824-10-L-56	W8243803	1418
117	1.03	323	500	15	19	56C	SBMQ815-15-L-56	W8153804	972
117	3.12	345	1100	15	32	56C	SBMQ824-15-L-56	W8243804	1418
88	2.48	444	1100	20	32	56C	SBMQ824-20-L-56	W8243805	1418
70	2.07	525	1100	25	32	56C	SBMQ824-25-L-56	W8243806	1418
58	1.77	629	1100	30	32	56C	SBMQ824-30-L-56	W8243807	1418
58	4.09	630	1450	30	69	56C	SBMQ832-30-L-56	W8323807	2258
44	1.41	780	1100	40	32	56C	SBMQ824-40-L-56	W8243808	1418
44	3.15	839	1450	40	69	56C	SBMQ832-40-L-56	W8323808	2258
35	1.15	928	1100	50	32	56C	SBMQ824-50-L-56	W8243809	1418
35	2.54	1010	1450	50	69	56C	SBMQ832-50-L-56	W8323809	2258
29	2.08	1169	1450	60	69	56C	SBMQ832-60-L-56	W8323810	2258
22	1.40	1399	1450	80	69	56C	SBMQ832-80-L-56	W8323811	2258

- ▲ Service factor is based on maximum torque rating of reducer. Refer to page 203 for special application considerations.
- Output shaft overhung load rating is based on load applied one shaft diameter from face of reducer housing.
- ◆ Weight includes oil.

WASHGUARD®



1/2 HP Gear+Motor™ Quick Selections

Stainless Frame, TENV, 3 Phase 230/460V			All Stainless, TENV, 3 Phase 230/460V		
Catalog No.	List Price	Wgt. ♦ (lbs.)	Catalog No.	List Price	Wgt. ♦ (lbs.)
W8133801-114394	\$1353	46	W8133801-116166	\$1642	38
W8133802-114394	1353	46	W8133802-116166	1642	38
W8153802-114394	1406	49	W8153802-116166	1695	41
W8133803-114394	1353	46	W8133803-116166	1642	38
W8153803-114394	1406	49	W8153803-116166	1695	41
W8133804-114394	1353	46	W8133804-116166	1642	38
W8153804-114394	1406	49	W8153804-116166	1695	41
W8243804-114394	1852	62	W8243804-116166	2141	54
W8153805-114394	1406	49	W8153805-116166	1695	41
W8243805-114394	1852	62	W8243805-116166	2141	54
W8153806-114394	1406	49	W8153806-116166	1695	41
W8243806-114394	1852	62	W8243806-116166	2141	54
W8243807-114394	1852	62	W8243807-116166	2141	54
W8243808-114394	1852	62	W8243808-116166	2141	54
W8243809-114394	1852	62	W8243809-116166	2141	54
W8323809-114394	2692	99	W8323809-116166	2981	91
W8243810-114394	1852	62	W8243810-116166	2141	54
W8323810-114394	2692	99	W8323810-116166	2981	91
W8323811-114394	2692	99	W8323811-116166	2981	91
W8323812-114394	2692	99	W8323812-116166	2981	91

3/4 HP Gear+Motor™ Quick Selections

W8133801-114395	1421	50	W8133801-116168	1664	53
W8153801-114395	1474	53	W8153801-116168	1717	56
W8133802-114395	1421	50	W8133802-116168	1664	53
W8153802-114395	1474	53	W8153802-116168	1717	56
W8153803-114395	1474	53	W8153803-116168	1717	56
W8243803-114395	1920	66	W8243803-116168	2163	69
W8153804-114395	1474	53	W8153804-116168	1717	56
W8243804-114395	1920	66	W8243804-116168	2163	69
W8243805-114395	1920	66	W8243805-116168	2163	69
W8243806-114395	1920	66	W8243806-116168	2163	69
W8243807-114395	1920	66	W8243807-116168	2163	69
W8323807-114395	2760	103	W8323807-116168	3003	106
W8243808-114395	1920	66	W8243808-116168	2163	69
W8323808-114395	2760	103	W8323808-116168	3003	106
W8243809-114395	1920	66	W8243809-116168	2163	69
W8323809-114395	2760	103	W8323809-116168	3003	106
W8323810-114395	2760	103	W8323810-116168	3003	106
W8323811-114395	2760	103	W8323811-116168	3003	106

GEAR+MOTOR™ catalog numbers are comprised of the reducer catalog number followed by the motor catalog number.

♦ Weight includes oil.

Gear+Motors™



**STAINLESS STEEL • SINGLE REDUCTION
QUICK SELECTIONS**



OHIO GEAR™

**Style SBMQ - C-Faced Quill Input
Left Hand Output Shaft
1750 RPM Input**

This Quick Selection is only for style SBMQ, left hand output reducers and Gear+Motors™. Contact LEESON for other reducer configurations.



1 HP Gear Reducer Quick Selections									
Output Speed (RPM)	Service Factor ▲	Output Torque (lb-in)	Overhung Load ■ (lbs.)	Ratio	Reducer Weight ◆ (lbs.)	Motor Frame	Model Number	Reducer Only Catalog Number	List Price
350	1.06	162	400	5	16	56C	SBMQ813-5-L-56	W8133801	\$ 919
350	1.61	163	500	5	19	56C	SBMQ815-5-L-56	W8153801	972
350	3.89	168	1100	5	32	143-5TC	SBMQ824-5-L-140	W8243837	1418
233	1.24	238	500	7.5	19	56C	SBMQ815-7.5-L-56	W8153802	972
233	1.24	238	500	7.5	19	143-5TC	SBMQ815-7.5-L-140	W8153838	972
233	3.47	249	1100	7.5	32	143-5TC	SBMQ824-7.5-L-140	W8243838	1418
175	1.02	307	500	10	19	56C	SBMQ815-10-L-56	W8153803	972
175	3.13	317	1100	10	32	143-5TC	SBMQ824-10-L-140	W8243839	1418
117	2.34	460	1100	15	32	143-5TC	SBMQ824-15-L-140	W8243840	1418
88	1.86	592	1100	20	32	143-5TC	SBMQ824-20-L-140	W8243841	1418
88	4.21	626	1450	20	69	143-5TC	SBMQ832-20-L-140	W8323841	2258
70	1.56	699	1100	25	32	143-5TC	SBMQ824-25-L-140	W8243842	1418
70	3.47	767	1450	25	69	143-5TC	SBMQ832-25-L-140	W8323842	2258
58	1.33	839	1100	30	32	143-5TC	SBMQ824-30-L-140	W8243843	1418
58	3.07	840	1450	30	69	143-5TC	SBMQ832-30-L-140	W8323843	2258
44	1.06	1040	1100	40	32	56C	SBMQ824-40-L-56	W8243808	1418
44	2.36	1119	1450	40	69	143-5TC	SBMQ832-40-L-140	W8323844	2258
35	1.91	1347	1450	50	69	143-5TC	SBMQ832-50-L-140	W8323845	2258
29	1.56	1558	1450	60	69	143-5TC	SBMQ832-60-L-140	W8323846	2258
22	1.05	1865	1450	80	69	56C	SBMQ832-80-L-56	W8323811	2258
1-1/2 HP Gear Reducer Quick Selections									
Output Speed (RPM)	Service Factor ▲	Output Torque (lb-in)	Overhung Load ■ (lbs.)	Ratio	Reducer Weight ◆ (lbs.)	Motor Frame	Model Number	Reducer Only Catalog Number	List Price
350	1.07	245	500	5	19	143-5TC	SBMQ815-5-L-140	W8153837	972
350	2.59	252	1100	5	32	143-5TC	SBMQ824-5-L-140	W8243837	1418
233	2.31	374	1100	7.5	32	143-5TC	SBMQ824-7.5-L-140	W8243838	1418
175	2.08	476	1100	10	32	143-5TC	SBMQ824-10-L-140	W8243839	1418
117	1.56	691	1100	15	32	143-5TC	SBMQ824-15-L-140	W8243840	1418
117	3.53	723	1450	15	69	143-5TC	SBMQ832-15-L-140	W8323840	2258
88	1.24	887	1100	20	32	143-5TC	SBMQ824-20-L-140	W8243841	1418
88	2.81	938	1450	20	69	143-5TC	SBMQ832-20-L-140	W8323841	2258
70	1.04	1049	1100	25	32	143-5TC	SBMQ824-25-L-140	W8243842	1418
70	2.31	1151	1450	25	69	143-5TC	SBMQ832-25-L-140	W8323842	2258
58	2.05	1260	1450	30	69	143-5TC	SBMQ832-30-L-140	W8323843	2258
44	1.57	1678	1450	40	69	143-5TC	SBMQ832-40-L-140	W8323844	2258
35	1.27	2020	1450	50	69	143-5TC	SBMQ832-50-L-140	W8323845	2258
29	1.04	2338	1450	60	69	143-5TC	SBMQ832-60-L-140	W8323846	2258

- ▲ Service factor is based on maximum torque rating of reducer. Refer to page 203 for special application considerations.
- Output shaft overhung load rating is based on load applied one shaft diameter from face of reducer housing.
- ◆ Weight includes oil.

WASHGUARD®



1 HP Gear+Motor™ Quick Selections

Stainless Frame, TENV, 3 Phase 230/460V			All Stainless, TENV, 3 Phase 230/460V		
Catalog No.	List Price	Wgt. ♦ (lbs.)	Catalog No.	List Price	Wgt. ♦ (lbs.)
W8133801-114437	\$1439	60	W8133801-116170	\$1689	54
W8153801-114437	1492	63	W8153801-116170	1742	57
W8243837-121109	1938	72	W8243837-121523	2188	71
W8153802-114437	1492	63	W8153802-116170	1742	57
W8153838-121109	1492	59	W8153838-121523	1742	58
W8243838-121109	1938	72	W8243838-121523	2188	71
W8153803-114437	1492	63	W8153803-116170	1742	57
W8243839-121109	1938	72	W8243839-121523	2188	71
W8243840-121109	1938	72	W8243840-121523	2188	77
W8243841-121109	1938	72	W8243841-121523	2188	71
W8323841-121109	2778	109	W8323841-121523	3028	108
W8243842-121109	1938	72	W8243842-121523	2188	71
W8323842-121109	2778	109	W8323842-121523	3028	108
W8243843-121109	1938	72	W8243843-121523	2188	71
W8323843-121109	2778	109	W8323843-121523	3028	108
W8243808-114437	1938	76	W8243808-116170	2188	70
W8323844-121109	2778	109	W8323844-121523	3028	108
W8323845-121109	2778	109	W8323845-121523	3028	108
W8323846-121109	2778	109	W8323846-121523	3028	108
W8323811-114437	2778	112	W8323811-116170	3028	107

1-1/2 HP Gear+Motor™ Quick Selections

W8153837-121350**	1517	59	W8153837-121525*	1757	65
W8243837-121350**	1963	72	W8243837-121525*	2203	78
W8243838-121350**	1963	72	W8243838-121525*	2203	78
W8243839-121350**	1963	72	W8243839-121525*	2203	78
W8243840-121350**	1963	72	W8243840-121525*	2203	78
W8323840-121350**	2803	109	W8323840-121525*	3043	115
W8243841-121350**	1963	72	W8243841-121525*	2203	78
W8323841-121350**	2803	109	W8323841-121525*	3043	115
W8243842-121350**	1963	72	W8243842-121525*	2203	78
W8323842-121350**	2803	109	W8323842-121525*	3043	115
W8323843-121350**	2803	109	W8323843-121525*	3043	115
W8323844-121350**	2803	109	W8323844-121525*	3043	115
W8323845-121350**	2803	109	W8323845-121525*	3043	115
W8323846-121350**	2803	109	W8323846-121525*	3043	115

GEAR+MOTOR™ catalog numbers are comprised of the reducer catalog number followed by the motor catalog number.

* These motors are fan cooled.

** These motors are TEFC with stainless steel fan cover and chemically inert fan.

♦ Weight includes oil.

Gear+Motors™